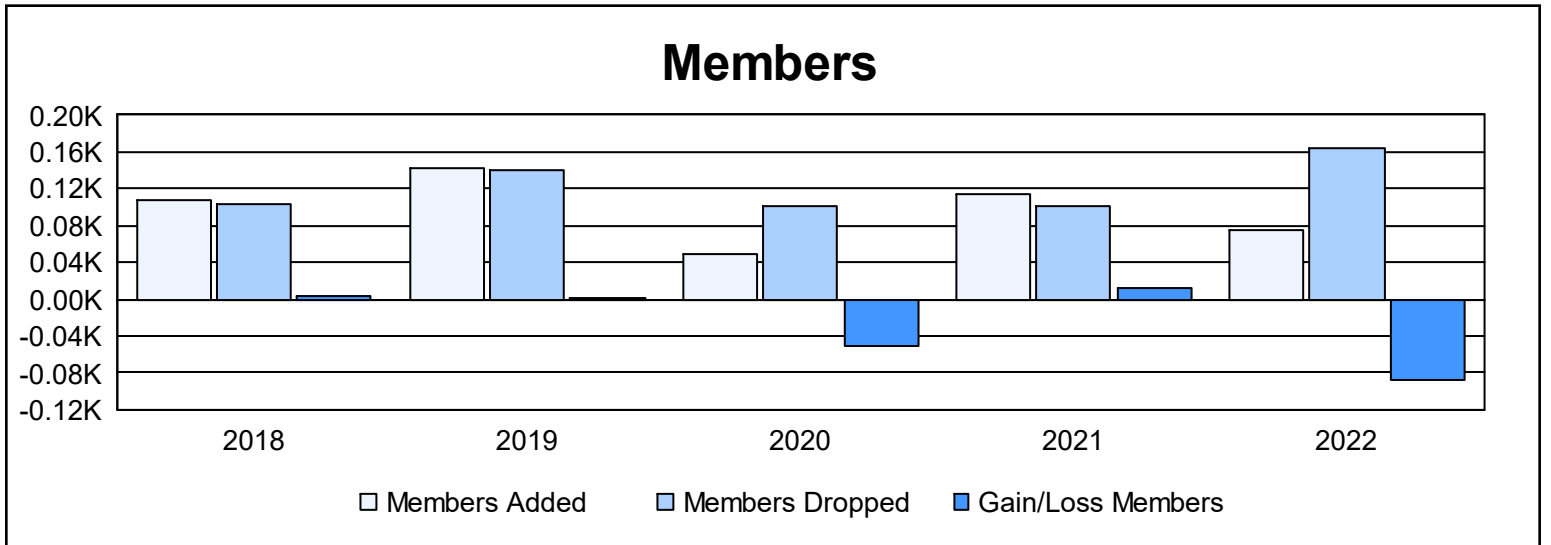
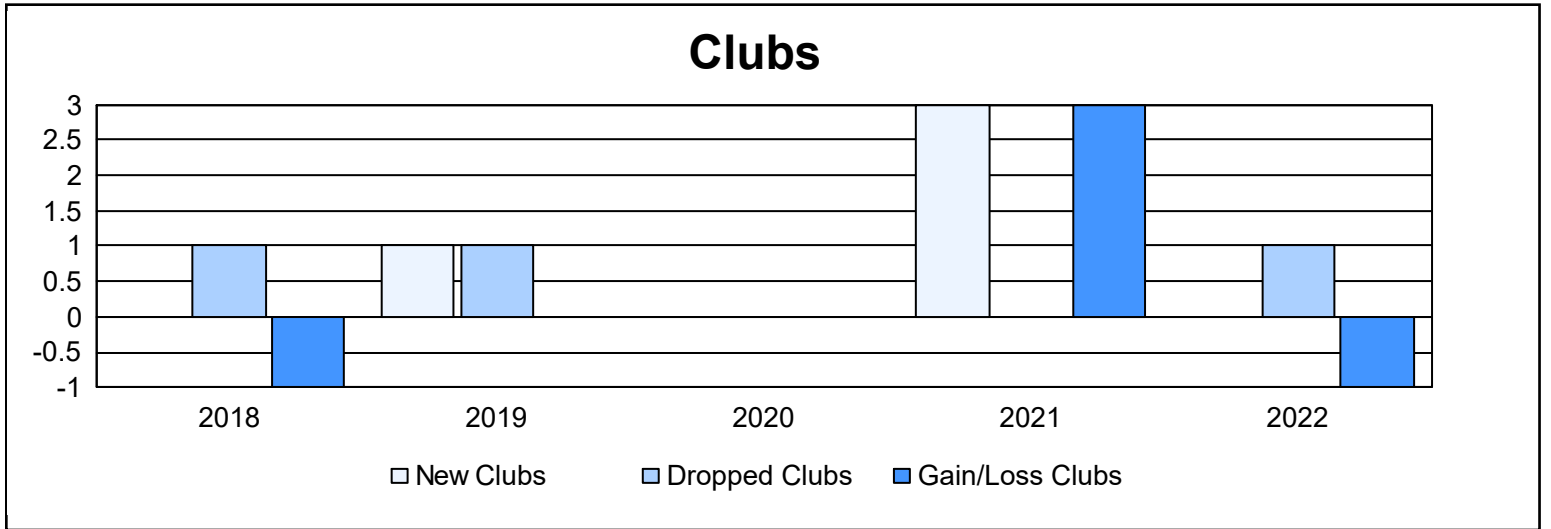
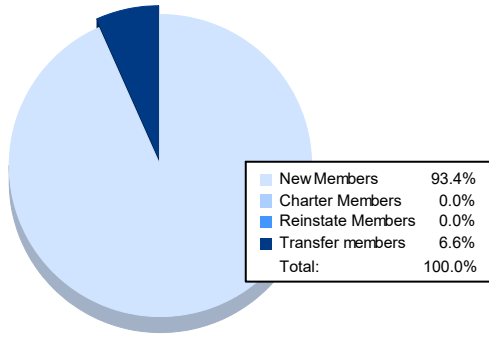


| Year | New Clubs | Dropped Clubs | Gain/ Loss Clubs | New Members | Charter Members | Reinstate Members | Transfer Members | Total Member Added | Total Members Dropped | Gain/ Loss Members |
|----------------|-----------|---------------|------------------|-------------|-----------------|-------------------|------------------|--------------------|-----------------------|--------------------|
| 2017-2018 | 0 | 1 | -1 | 103 | 0 | 3 | 2 | 108 | 104 | 4 |
| 2018-2019 | 1 | 1 | 0 | 99 | 24 | 15 | 5 | 143 | 141 | 2 |
| 2019-2020 | 0 | 0 | 0 | 47 | 0 | 1 | 2 | 50 | 101 | -51 |
| 2020-2021 | 3 | 0 | 3 | 59 | 52 | 2 | 2 | 115 | 102 | 13 |
| 2021-2022 | 0 | 1 | -1 | 71 | 0 | 0 | 5 | 76 | 164 | -88 |
| Average | 1 | 1 | 0 | 76 | 15 | 4 | 3 | 98 | 122 | -24 |



Membership Composition June 2022 Cumulative



Gender Composition June 2022 Cumulative

